



May 2014 - 1st Destination Survey Results

Bill Fletcher, Director & Michael Dowd, Survey Assistant
Career Development Center

Overview

The May 2014 Survey marks the second year the Career Development Center has used the 1st Destination format. A total of 6 surveys have been completed, two each for August, December, and May. At the end of each year, the 3 surveys are combined into one annual report for the year.

The most significant outcome for the May 2014 Survey was the increase in the overall response rate to 25.5%. This is the highest of the six surveys with May also containing the most graduates. By comparison, the May 2013 response rate was 11.6%. There was a significant increase in bachelor degree responses from the Jones College of Business.

Survey Administration

Three email surveys were sent using Emma Email Marketing. The first survey was to the list of students who had applied for graduation with the Registrar's Office. The second and third surveys were sent to students on the Registrar's official list of May graduates. Surveys were sent to the graduate's primary and secondary email addresses. The survey was open on the 1DS website for three months.

Please note the following when using this data:

1. Respondents to the first survey who do not graduate are *not* removed from the results.
2. Students self-report their degree and major. Students frequently list their major incorrectly so the results may not match Banner.
3. Students completing the survey more than once in the 3-month survey period are counted only once using their most recent time-stamped entry on the survey.
4. If a student has more than one major, their results are counted for each major, not once. Thus, the response rate is based on number of majors, not number of students.

Response Rate

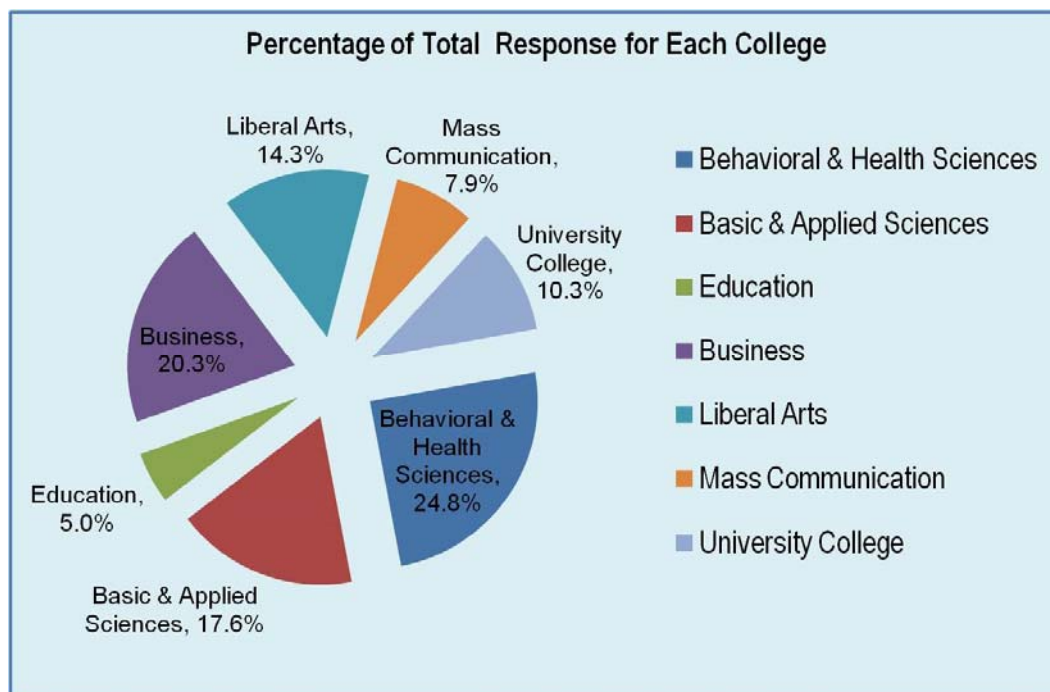
A total of 562 majors responded to the survey (baccalaureate and graduate). Four-Hundred Eighty-Four (484) out of 1,814 bachelor degree majors responded and 78 of the 386 graduate degree majors responded. Combined, this represents a 25.5% response rate.

Majors	1DS Responses	Total # Majors	Response Rate
Majors - Bachelor	484	1,814	26.7%
Majors - Graduate	78	386	20.2%
All	562	2,200	25.5%

The rest of this report provides the results broken out by bachelor degrees then by graduate degrees.

Bachelor Major Results

The chart below represents the percentage of the total bachelor major responses coming from each college.



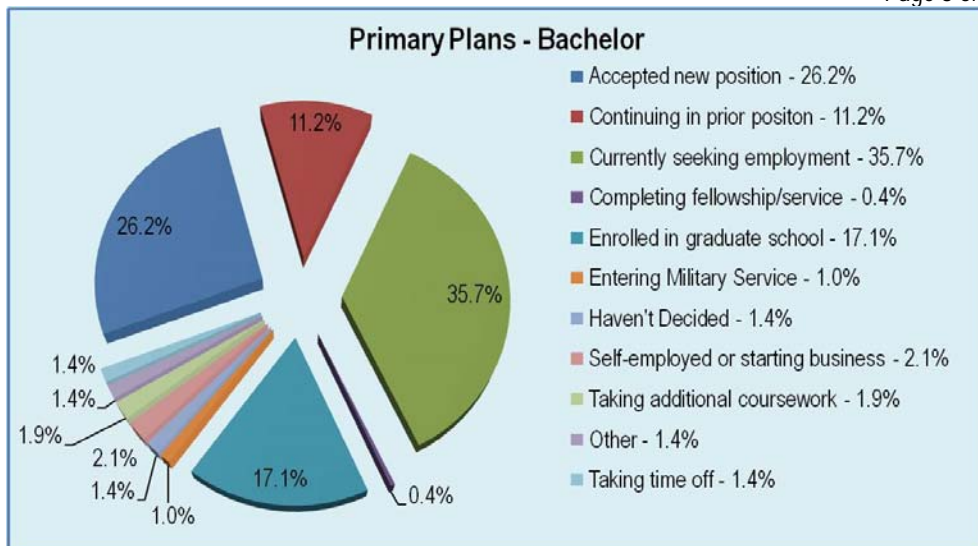
The chart below represents the response rate by college based upon the number of bachelor degree majors awarded by each college.

College	1DS Responses	May 2014 Bachelor Majors	Response Rate
Basic and Applied Science	85	334	25.4%
Behavioral and Health Sciences	120	426	28.2%
Business	98	227	43.2%
Education	24	85	28.2%
Liberal Arts	69	310	22.3%
Mass Communication	38	235	16.2%
University College	50	197	25.4%
Total Bachelor Degrees/Majors	484	1,814	26.7%

This chart represents the primary plans for the upcoming year for bachelor degree recipients.

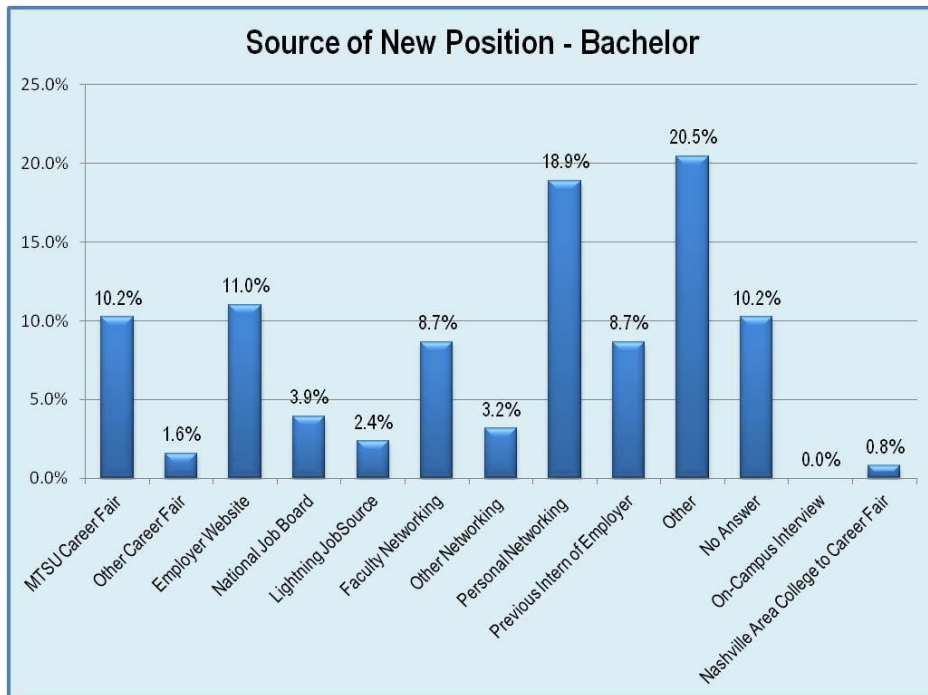
At the conclusion of the survey period, 35.7% were still seeking employment. Another 1.4% had yet to decide on a plan; and 1.4% selected the Other category.

The remaining 61.5% of the graduating class had plans implemented.*

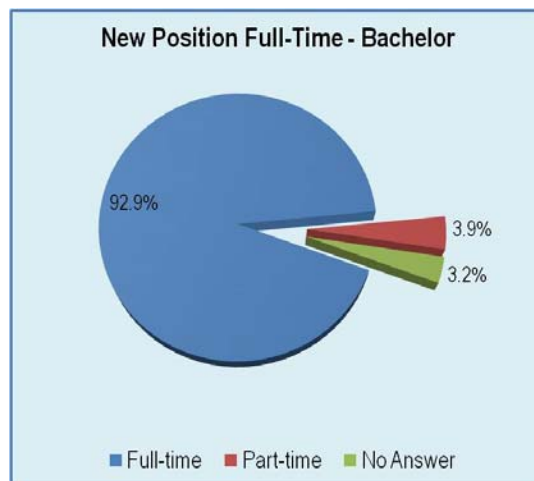
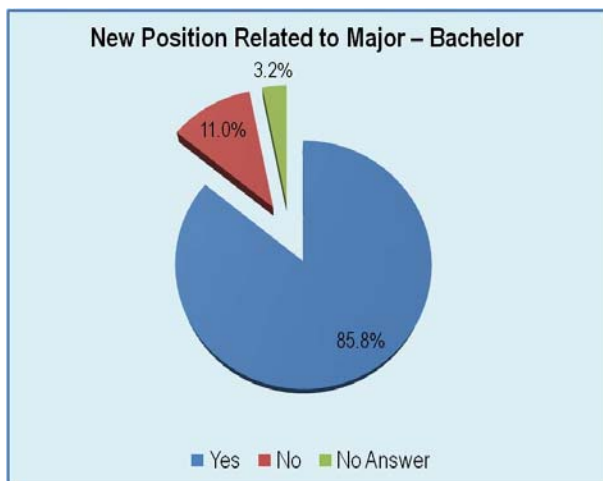


* May not equal 100 percent due to rounding

The chart to the right illustrates how new bachelor positions were secured. The top two sources are Other and Personal Networking. Almost 52% of the Other responses were Concrete Industry Mgmt. majors who obtained their position through their academic department. Of the remaining responses in the Other category, almost half clearly belong in one of the aforementioned categories. This survey question is slated for further review.



The charts below show that 85.8% indicated their new position was related to their major and 92.9% of the positions were full-time.



Employers for New Employment

Of the 118 reporting a Full-Time New Position as their primary plan, 117 listed the name of their employer:

Employer	Major	Number
A2Z Datacom LLC	Agribusiness	1
Acceptance Insurance	Mathematical Sciences	1
Allied Barton Security Services	Criminal Justice Administration	1
Alpha Chi Omega Fraternity, Inc.	Organizational Communications	1
Altria	Marketing	1
Apex Energy Solutions	Entrepreneurship	1
Aramark	Accounting	1
Asurion	University Studies	1
Aviagen	Animal Science	1
Bedford County Board of Education	Interdisciplinary Studies	1
Bingham Group	Mass Communication: Advertising/Public Relations	1
Blue Dot Redi Mix	Concrete Industry Management	1
Capital Financial Group	Marketing	1
Cavalry Logistics	Marketing	1
Centennial Medical Center	Nursing	1
Chris Mitchell Management Consultants	Accounting	1
CID Entertainment	Recording Industry: Music Business	1
Community Health Systems	Office Management	1
Crowe Horwath LLP	Accounting	1
Cummins Inc.	Foreign Languages	1
Dayton Superior	Concrete Industry Management	1
Deloitte & Touche	Accounting	1
Department of Children's Services	Social Work	2
Department of Labor & Workforce Development	Mass Communication: Electronic Media	1
DVL Public Relations & Advertising	Mass Communication: Advertising/Public Relations	1
Enterprise	Marketing	1
Express Jet	Aerospace: Flight Dispatch	1
FACE IT Fitness	Exercise Science	1
Firefly Logic	Accounting	1
Firefly Logic	Computer Science	1
Flood, Bumstead, McCready & McCarthy, Inc.	Recording Industry: Audio Production	1
Fresenius Rx	Psychology	1
Frito Lay	Management	1
Gannett Design Studio @ TN Media	Mass Communication: Visual Communication	1
Heritage Medical Center	Nursing	1
Hickman County Schools	Interdisciplinary Studies	1
Human Resource Management Center	Nursing	1
Irving Materials, Inc.	Concrete Industry Management	1
Jackson-Madison County General Hospital	Nursing	1
Joel D. Parks PC	Accounting	1
JPMorgan Chase	Accounting	1
JPW Industries	Marketing	1
Knife River	Concrete Industry Management	1
Kroger	Biology	1
Label Industries	Concrete Industry Management	1
Lakeway Publications	Mass Communication: Electronic Media	1
Lawrence County Board of Education	Interdisciplinary Studies	2

Employer	Major	Number
Letterlogic, Inc.	Computer Information Systems	1
Lithko Contracting	Concrete Industry Management	3
MAC	Early Childhood Education	1
Matlock Clements, P.C.	Accounting	1
Maury County Public Schools	Art Education	1
Mental Health Cooperative	Psychology	1
Metro Nashville Action Commission	Early Childhood Education	2
Middle Tennessee Ambulatory Surgical Center	Nursing	1
MNPS- Pearl-Cohn Entertainment Magnet High School	Forensic Science	1
Northwestern Mutual	Marketing	1
Oklahoma University Health and Science Center	Recording Industry: Audio Production	1
Oldcastle Materials	Concrete Industry Management	2
Oldcastle Precast	Concrete Industry Management	3
Ozburn Hessey Logistics	Management	1
Parallon Business Solutions	Political Science	1
Patriot Ready Mix	Concrete Industry Management	1
Peace Corps	Foreign Languages	1
Provident	Computer Science	1
Random Clothier	Marketing	1
Reading for Education	Recording Industry: Music Business	1
Rhea County Health Department	Nutrition and Food Science	1
River Park Hospital	Nursing	1
Rocking B Riding Club	Animal Science	1
Rutherford County Board of Education	Early Childhood Education	1
Rutherford County Board of Education	Interdisciplinary Studies	7
Rutherford County Board of Education	Mathematical Sciences	1
Rutherford County Board of Education	Music	1
Rutherford County Juvenile Detention	Criminal Justice Administration	1
Ryan LLC	Business Administration	1
S&ME	Concrete Industry Management	1
Saint Thomas West	Nursing	1
Scottsdale Healthcare	Nursing	1
SLE Equipment	Industrial Organizational Psychology	1
SMX Staffing	Liberal Studies (RODP)	1
Somerset Logistics	Entrepreneurship	1
Sony/ATV Music Publishing	Recording Industry: Music Business	1
Southern Concrete	Concrete Industry Management	1
Southwest Airlines	Mass Communication: Advertising/Public Relations	1
St. Thomas Ruth	Nursing	1
State Farm	Health Education	1
State of Tennessee Division of Audit	Accounting	1
Sumner Regional Medical Center	Nursing	1
Tennessee Orthopedic Alliance	Athletic Training	1
Tenpenny Construction	Concrete Industry Management	1
The 2Seeds Network	International Relations	1
Thompson Machinery	Concrete Industry Management	1
TOSHA	Biochemistry	1
TriStar Health	Health Education	1
Tristar Horizon Medical Center	Nursing	1
Tri-State Tile	Interior Design	1

Employer	Major	Number
UBS	Mathematical Sciences	1
United Way	Organizational Communications	1
VA Medical Center	Nursing	1
Williamson County Schools	Mathematical Sciences	1
Wilson County Schools	Early Childhood Education	2
Total New Employment Acceptances		117

Location of New Employment

Of the 118 reporting a Full-Time New Position as their primary plan, 114 listed the location of their employment. The top cities are Nashville with 36, followed by Murfreesboro at 22. Two reported employment overseas

Anchorage, AK	Elkmont, AL	Mt. Juliet, TN (2)
Antioch, TN	Franklin, TN (2)	Murfreesboro, TN (22)
Arlington, VA	Gallatin, TN	Myrtle Beach, SC
Atlanta, GA	Hendersonville, TN	Nashville, TN (36)
Beaumont, TX	Hermitage, TN	New Braunfels, TX
Brentwood, TN (3)	Indianapolis, IN	Norris, TN
Cameroon, Africa	Jackson, TN (2)	Oklahoma City, OK
Charlotte, NC	Knoxville, TN (2)	Pensacola, FL
Christiana, TN	Korogew, Tanzania	Philadelphia, PA
Clinton, TN	La Vergne, TN (2)	Pulaski, TN
Columbus, IN	Lawrenceburg, TN (2)	Scottsdale, AZ
Columbus, OH	Lebanon, TN (2)	Shelbyville, TN (2)
Dayton, TN	Lexington, KY	Smyrna, TN (2)
Denver, CO	Lyles, TN	Tampa, FL (2)
Dickson, TN	McMinnville, TN	Tullahoma, TN (2)

Salary Averages of New Employment

Of the 118 reporting a Full-Time New Position as a primary plan, 94 reported their salary.

- Range: \$18,000 to \$65,000
- Average: \$38,589
- Midpoint: \$36,000
- Mode: \$30,000

Salary Breakdown by Major

Of the 118 reporting a Full-Time New Position as a primary plan, 94 reported their salary. The following is a breakdown by major and college for majors with 2 or more salaries reported:

Major: Concentration	College	Number	Mode	Minimum	Midpoint	Maximum	Average
Accounting	BUS	9	\$50,000	\$29,580	\$41,600	\$52,000	\$42,614
Animal Science	BAS	2	-	\$31,000	-	\$40,000	\$35,500
Computer Science	BAS	2	-	\$40,000	-	\$50,000	\$45,000
Concrete Industry Management	BAS	13	\$34,560	\$28,800	\$40,000	\$55,000	\$41,518
Criminal Justice Administration	BHS	2	-	\$30,000	-	\$44,000	\$37,000
Early Childhood Education	EDU	6	-	\$30,000	\$36,104	\$38,000	\$35,568

Entrepreneurship	BUS	2	-	\$30,000	-	\$60,384	\$45,192
Interdisciplinary Studies	EDU	9	\$35,000	\$34,000	\$35,000	\$36,000	\$34,856
Management	BUS	2	-	\$37,606	-	\$57,000	\$47,303
Marketing	BUS	7	\$30,000	\$26,520	\$33,300	\$57,000	\$37,689
Mass Comm: Electronic Media Communication	MC	2	-	\$24,500	-	\$32,000	\$28,250
Mathematical Sciences	BAS	4	-	\$27,030	\$36,850	\$65,000	\$41,433
Nursing	BHS	9	\$42,900	\$35,100	\$45,000	\$60,000	\$47,269
Organizational Communications	LA	2	-	\$18,000	-	\$33,500	\$25,750
Psychology	BHS	2	-	\$25,400	-	\$27,540	\$26,470
Recording Industry: Audio Production	MC	2	-	\$24,480	-	\$45,000	\$34,740
Recording Industry: Music Business	MC	2	-	\$23,000	-	\$24,000	\$23,500
Social Work	BHS	2	-	\$34,000	-	\$36,276	\$35,138

Graduate and Professional School

83 graduates or 17.2% listed Graduate or Professional Schools as their primary plan. The largest number enrolled in a program at Middle Tennessee State University, with University of Tennessee being second. The following graduate and professional schools were reported:

- Appalachian State University: M.S. Nutrition Combined Dietetic Internship
- Baylor University: Geology
- Belmont University College of Law: J.D. (2)
- Belmont University: Physical Therapy
- Florida Coastal School of Law
- George Washington University Law School (2)
- Georgetown University: Sports Industry Management
- Georgia Institute of Technology: Mechanical Engineering
- Georgia Southern University: Athletic Training
- Indiana University: Clarinet Performance
- Lipscomb University
- Manhattan School of Music: Opera Studies
- Marymount University: Forensic and Legal Psychology (2)
- McNeese State University: Exercise Physiology
- Middle Tennessee State University: Accounting (7)
- Middle Tennessee State University: Business Administration (4)
- Middle Tennessee State University: Computer Information Systems
- Middle Tennessee State University: Concentration in Accounting
- Middle Tennessee State University: Curriculum and Instruction (2)
- Middle Tennessee State University: Economics
- Middle Tennessee State University: Family Nurse Practitioner
- Middle Tennessee State University: History
- Middle Tennessee State University: Interdisciplinary Studies K-6
- Middle Tennessee State University: Management - Organizational Leadership
- Middle Tennessee State University: Mass Communication
- Middle Tennessee State University
- Middle Tennessee State University: Nursing

- Middle Tennessee State University: Professional Counseling
- Middle Tennessee State University: School Counseling
- Middle Tennessee State University: Social Work
- Middle Tennessee State University: Sociology
- Nashville School of Law
- North Carolina State University: Aerospace Engineering
- Ohio State University: Economics (2)
- Ohio State University
- Oklahoma State University: Geography
- St. Edward's University: Digital Media Management
- Tennessee State University: Physical Therapy
- Trevecca: Marriage and Family Therapy
- Union University: Accelerated Nursing Program
- University of Alabama at Birmingham: Clinical Laboratory Science
- University of California Hastings College: Law Degree
- University of Colorado-Boulder: Political Science
- University of Florida: Doctorate of Veterinary Medicine
- University of Kentucky: School Psychology
- University of Louisville School of Dentistry: Dentistry
- University of Memphis: Communication
- University of Memphis: J.D./M.A. Political Science
- University of Oklahoma: Social Psychology
- University of South Florida: Applied Anthropology
- University of Tennessee at Chattanooga: Physical Therapy
- University of Tennessee at Knoxville: Accounting
- University of Tennessee Health Science Center: Dentistry
- University of Tennessee Health Science Center: Pharmacy (3)
- University of Tennessee Health Science Center: Physical Therapy (2)
- University of Tennessee Health Science Center: Physiology
- University of Tennessee: Doctorate of Veterinary Medicine
- University of Tennessee: Public Nutrition
- Vanderbilt University Medical Center: Nuclear Medicine Technology

Graduate Degree Results

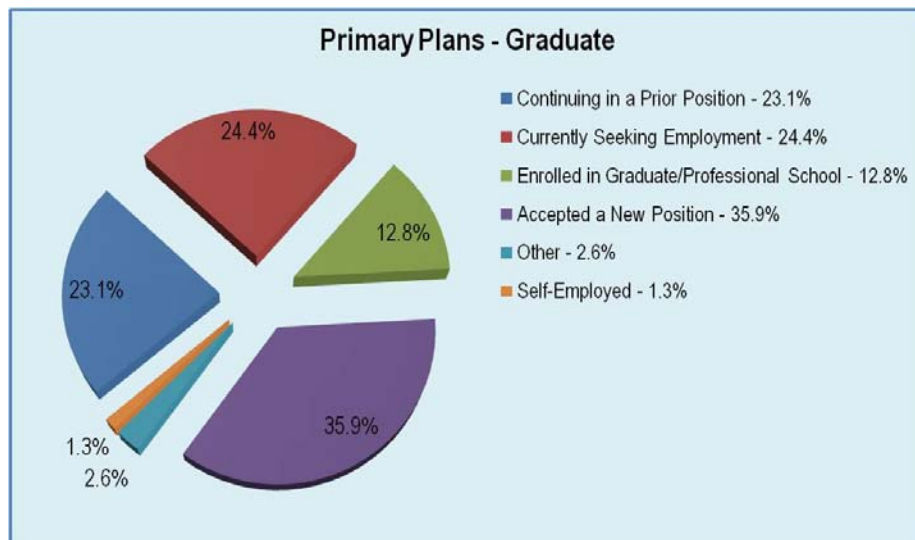
A total of 78 graduate degree majors responded to the survey out of 386 majors for an overall response rate of 20.2%.

College	1DS Responses	May 2013 Grad. Degrees	Response Rate
Basic and Applied Science	8	49	16.3%
Behavioral and Health Sciences	16	54	29.6%
Business	16	81	19.8%
Education	22	126	17.5%
Liberal Arts	10	31	32.3%
Mass Communication	0	10	0.0%
University College	6	35	17.1%
Total Graduate Degrees	78	386	20.2

This chart represents the primary plans for the upcoming year for graduate degree recipients.

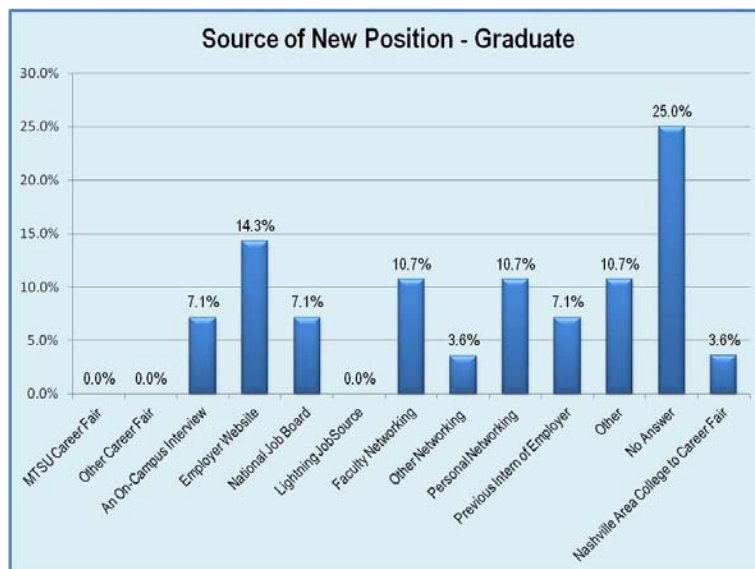
At the conclusion of the survey period, 24.4% were seeking employment. The Other Category was selected by 2.6%.

The remaining 73.1% of graduate degree recipients had plans implemented.*

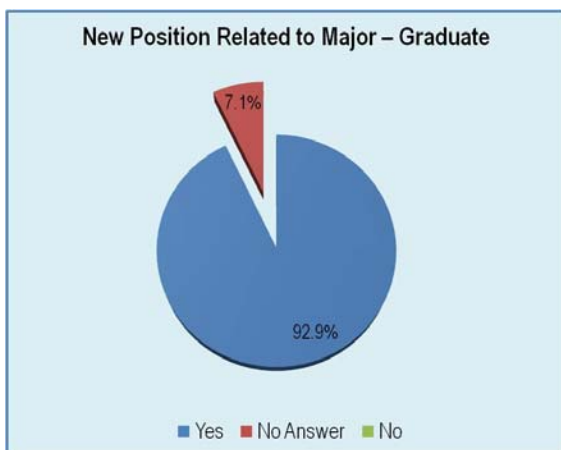


* May not equal 100 percent due to rounding

The chart to the right illustrates how the new positions were obtained.



The charts below show that 92.9% indicated their new position was related to their major and 89.3% of the positions were full-time.



Employers

Of the 28 reporting a Full-Time New Position as their primary plan, 23 listed the name of their employer:

Employer	Major	Number
Advance Health	Nursing	1
Bedford County Board of Education	Computer Science	1
Brevard Health Alliance	Nursing	1
BrookSource @ Deloitte	Computer Information Systems	1
Coffee County Board of Education	Music	1
Ernst & Young, LLP	Accounting	2
Feintool	Professional Science (Masters)	1
Georgia Gwinnett College	Economics	1
Knox County Board of Education	Curriculum and Instruction (Masters - Specialist)	1
Lee Masonry products	Finance	1
Lincoln County Board of Education	Administration and Supervision (Masters - Specialist)	1
Maury County Board of Education	Administration and Supervision (Masters - Specialist)	1
Meharry Medical College	Administration and Supervision (Masters - Specialist)	1
Middle Tennessee State University	Administration and Supervision (Masters - Specialist)	1
Middle Tennessee State University	Nursing	1
Nashville Christian School	Curriculum and Instruction (Masters - Specialist)	1
Office of Child Safety	Criminal Justice Administration	1
PainMD	Nursing	1
Rutherford County Board of Education	Curriculum and Instruction (Masters - Specialist)	1
State of Tennessee	Business Administration	1
Vanderbilt University Medical Center	Psychology	1
Willis	Industrial Organizational Psychology	1
Total New Employment Acceptances		23

Location

Of the 28 reporting a Full-Time New Position as their primary plan, 24 listed the location of their employment:

Columbia, TN	Lawrenceville, GA	Murfreesboro, TN (2)
Flintville, TN	Madison, TN	Nashville, TN (12)
Knoxville, TN	Manchester, TN	Smyrna, TN
Lawrenceburg, TN	Melborne, FL	Wartrace, TN

Salary Averages

Of the 28 reporting a Full-Time New Position as a primary plan, 22 reported their salary.

- Range: \$30,600 to \$96,000
- Average: \$51,616
- Midpoint: \$41,000
- Mode: \$50,000

Salary Breakdown by Major

Of the 28 reporting a Full-Time New Position as a primary plan, 22 reported their salary. The following is a breakdown by major and college for majors with 2 or more salaries reported:

Major: Concentration	College	Number	Mode	Minimum	Midpoint	Maximum	Average
Accounting	BUS	2	\$50,000	-	-	-	\$50,000
Administration and Supervision (Masters – Specialist)	EDU	3	-	\$37,900	\$40,000	\$71,000	\$49,633
Curriculum and Instruction (Masters – Specialist)	EDU	3	-	\$36,000	\$37,000	\$39,000	\$37,333
Nursing	BHS	4	-	\$52,000	\$90,500	\$96,000	\$82,250