



# Graduating Senior Survey

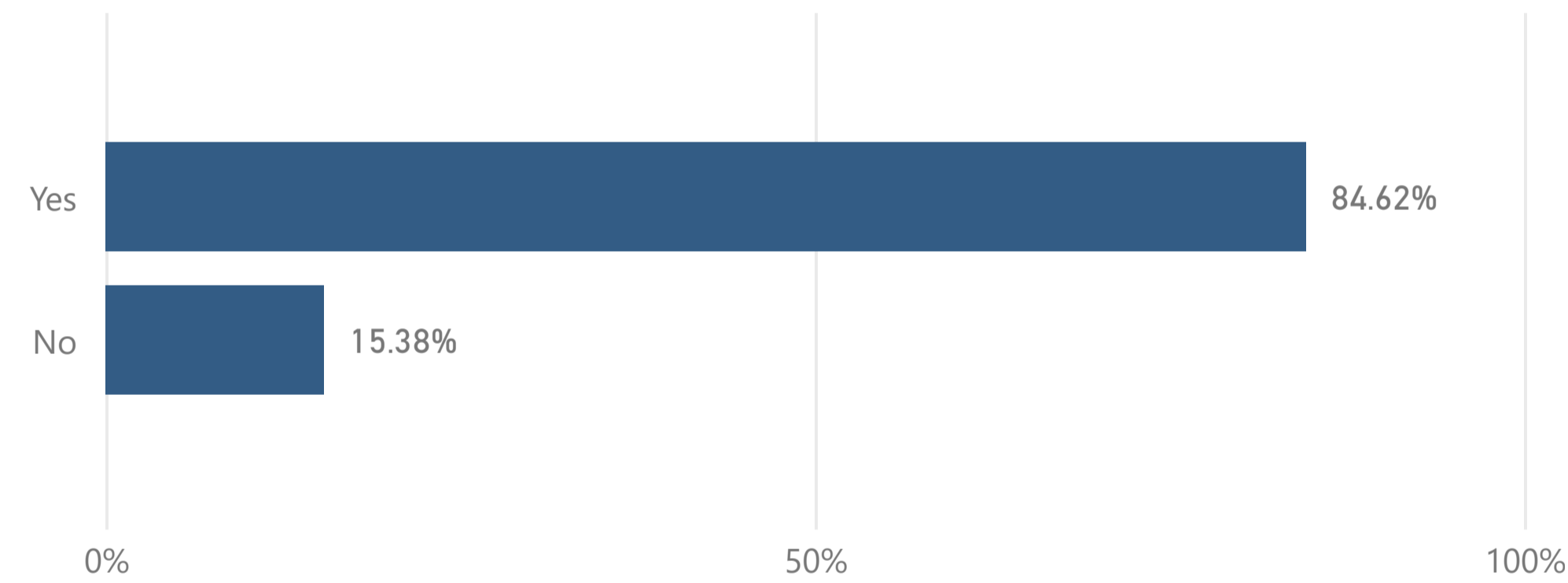
[Data Definitions](#) | [About the Data](#)

Academic Year	College	Major	Gender	Race	Age	Citizenship
2020-2021	All	Nursing	All	All	All	All

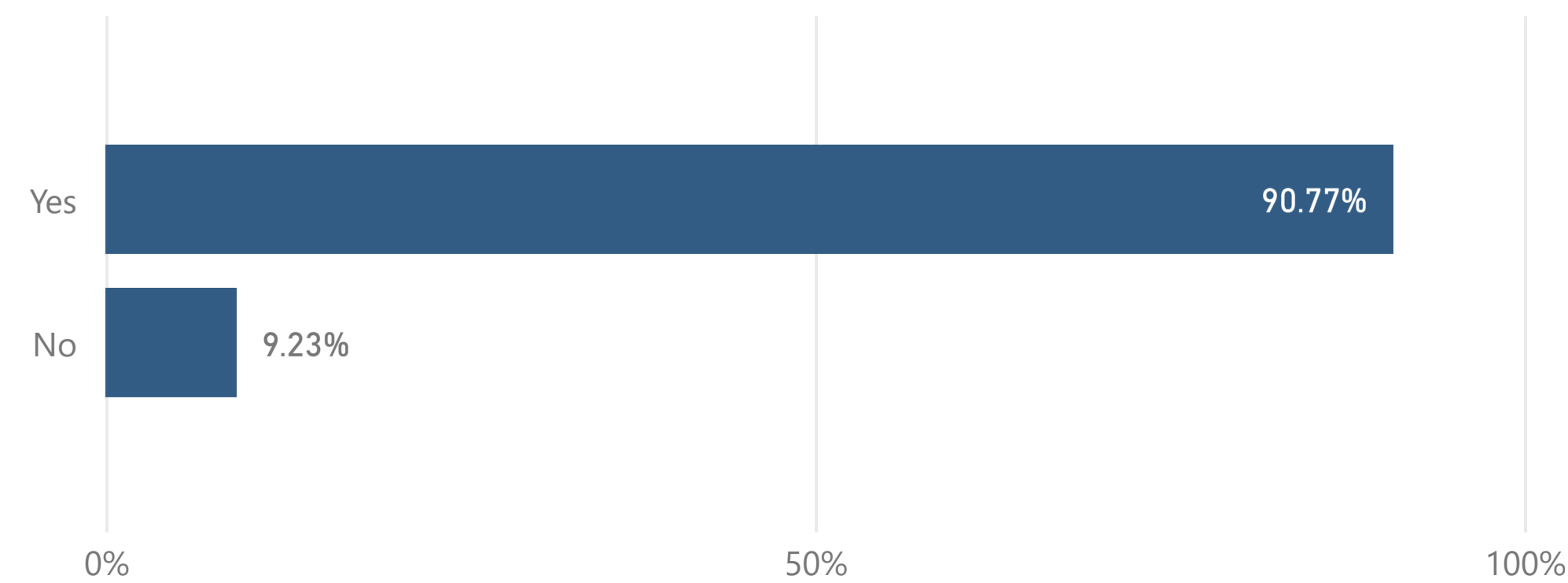
Total Degrees Awarded	Number of Responses	Response Rate
76	65	85.5%

Count of responses may not sum across academic year, if a student delays their graduation.

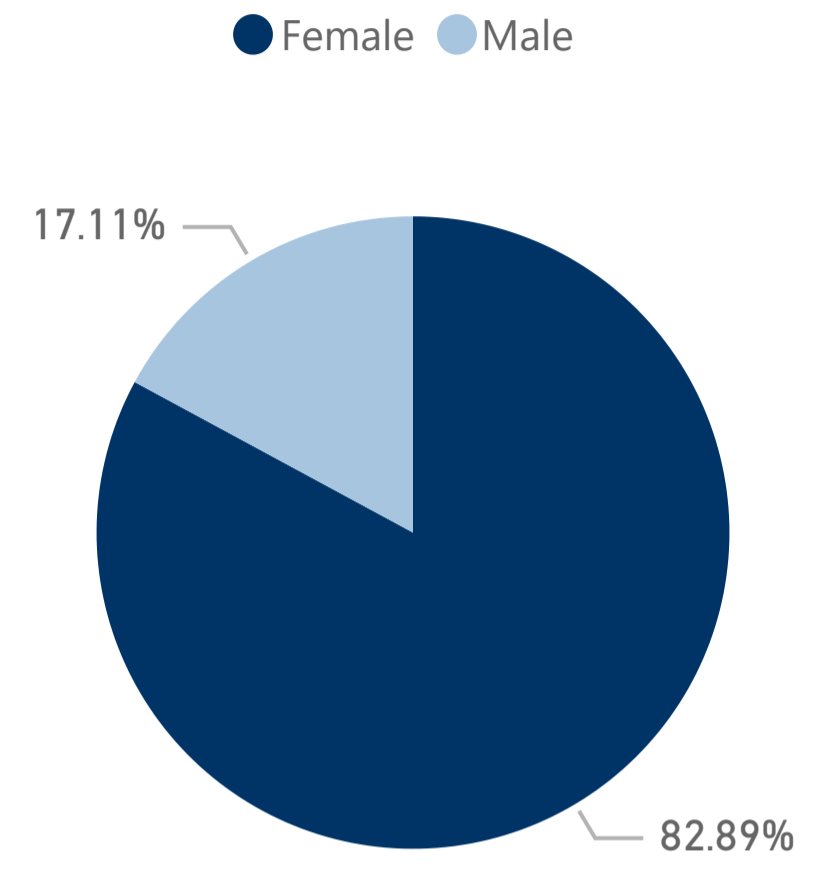
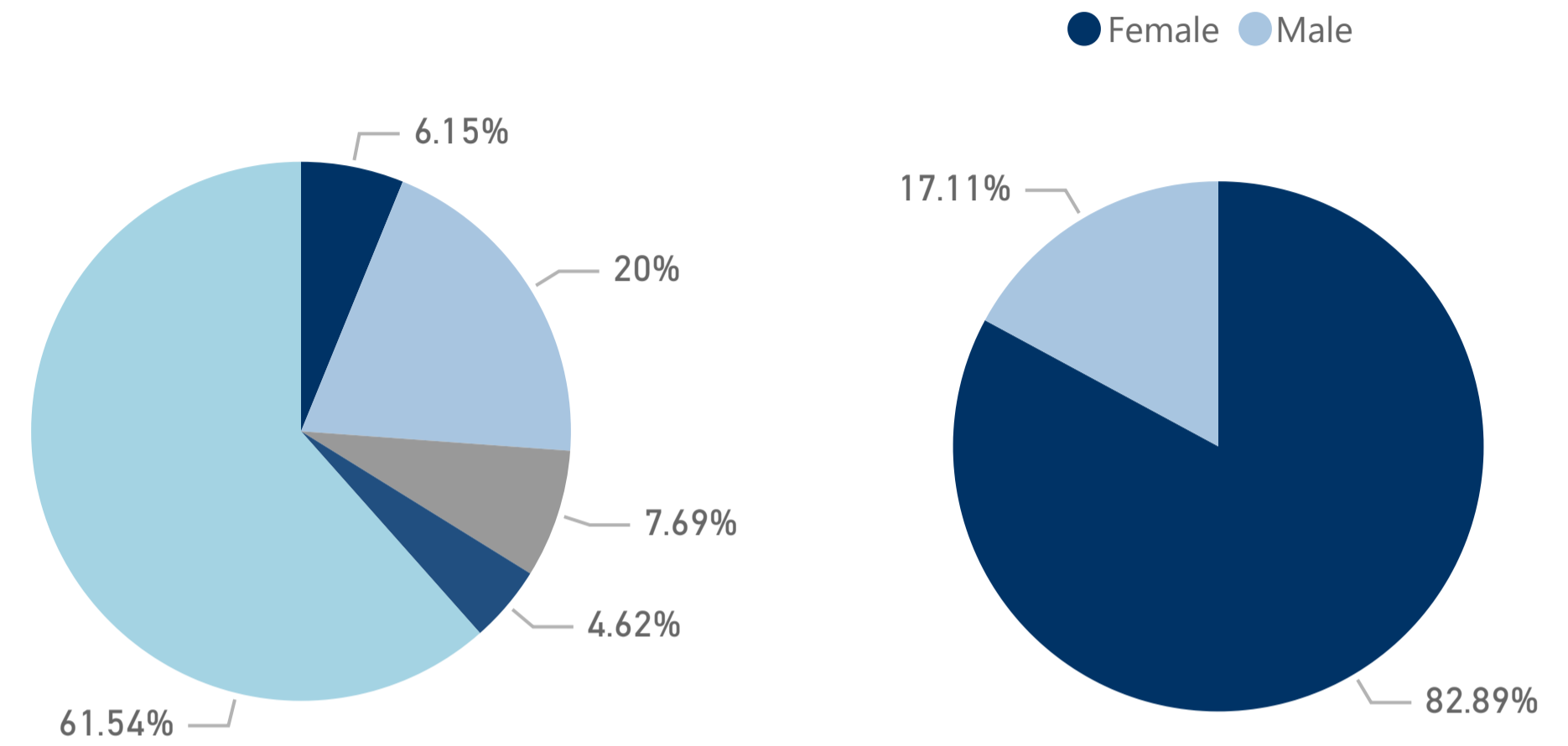
## If you could start college again, would you enroll at MTSU?



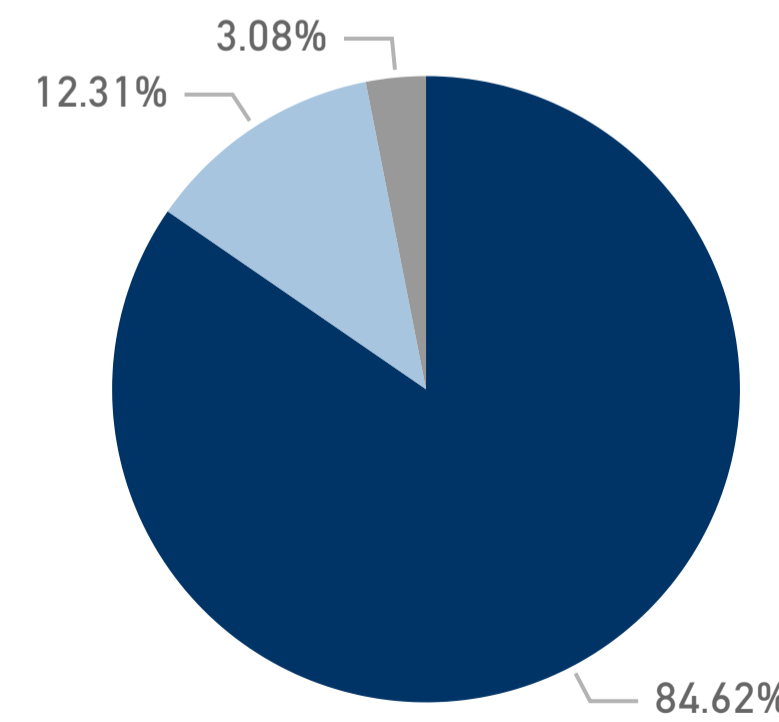
## If you could choose your major again, would you choose same one?




- Asian
- Black or African A...
- Hispanic/Latino
- Other (please spe...
- White



- 24 or under
- 25-30
- 36 or over



- College
- Behavioral and H...



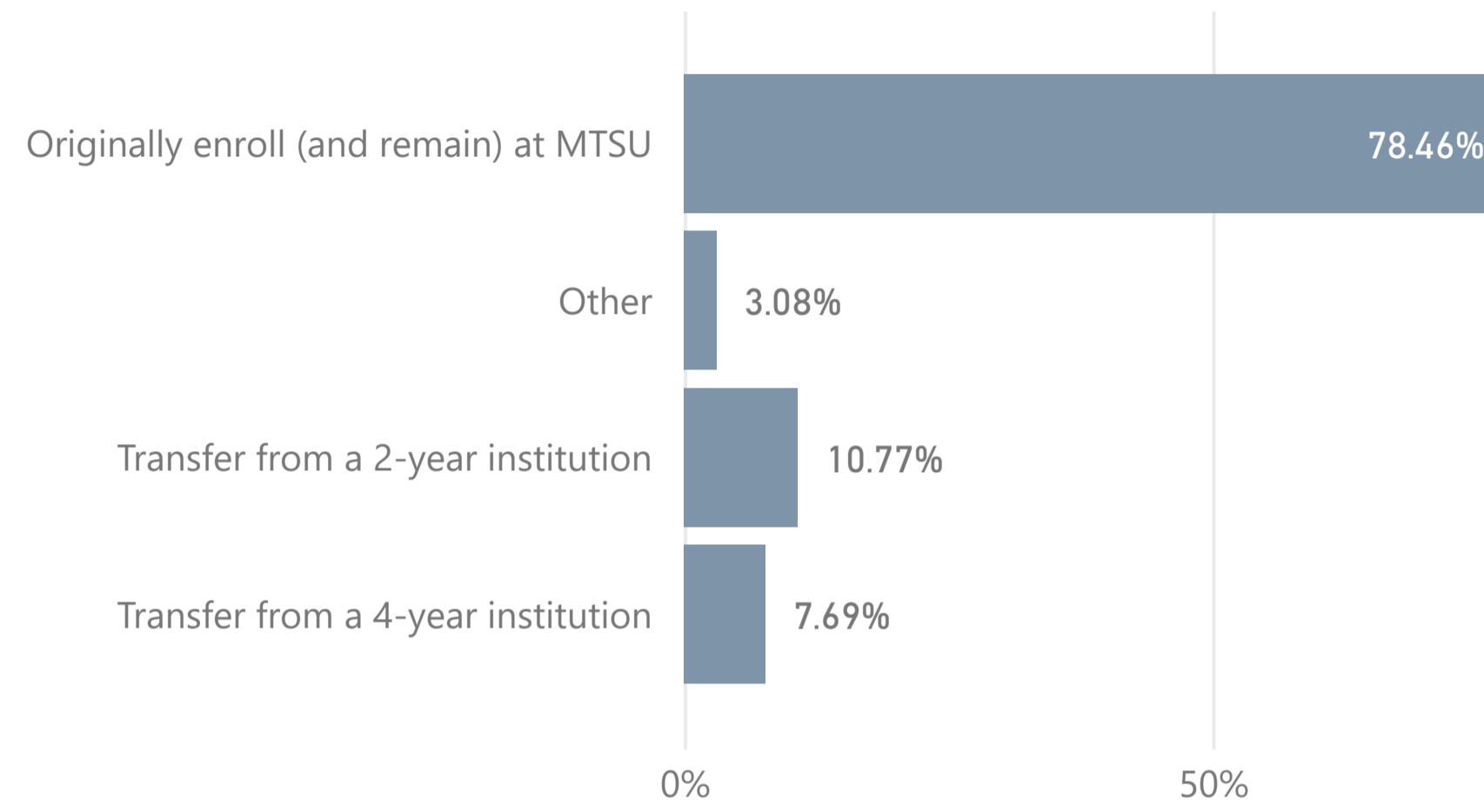


# Graduating Senior Survey

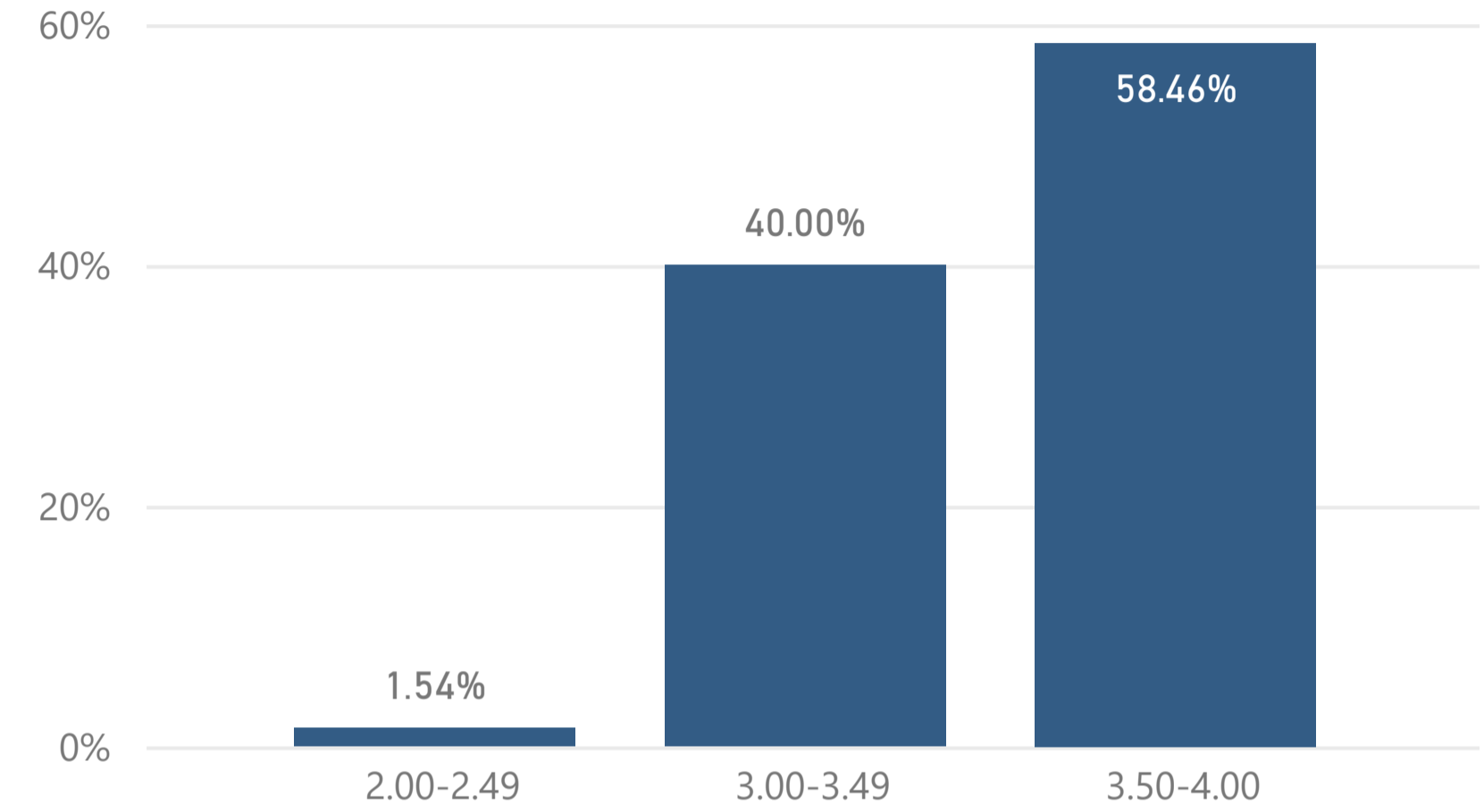
[Data Definitions](#) | [About the Data](#)

Academic Year	College	Major	Gender	Race	Age	Citizenship
2020-2021	All	Nursing	All	All	All	All

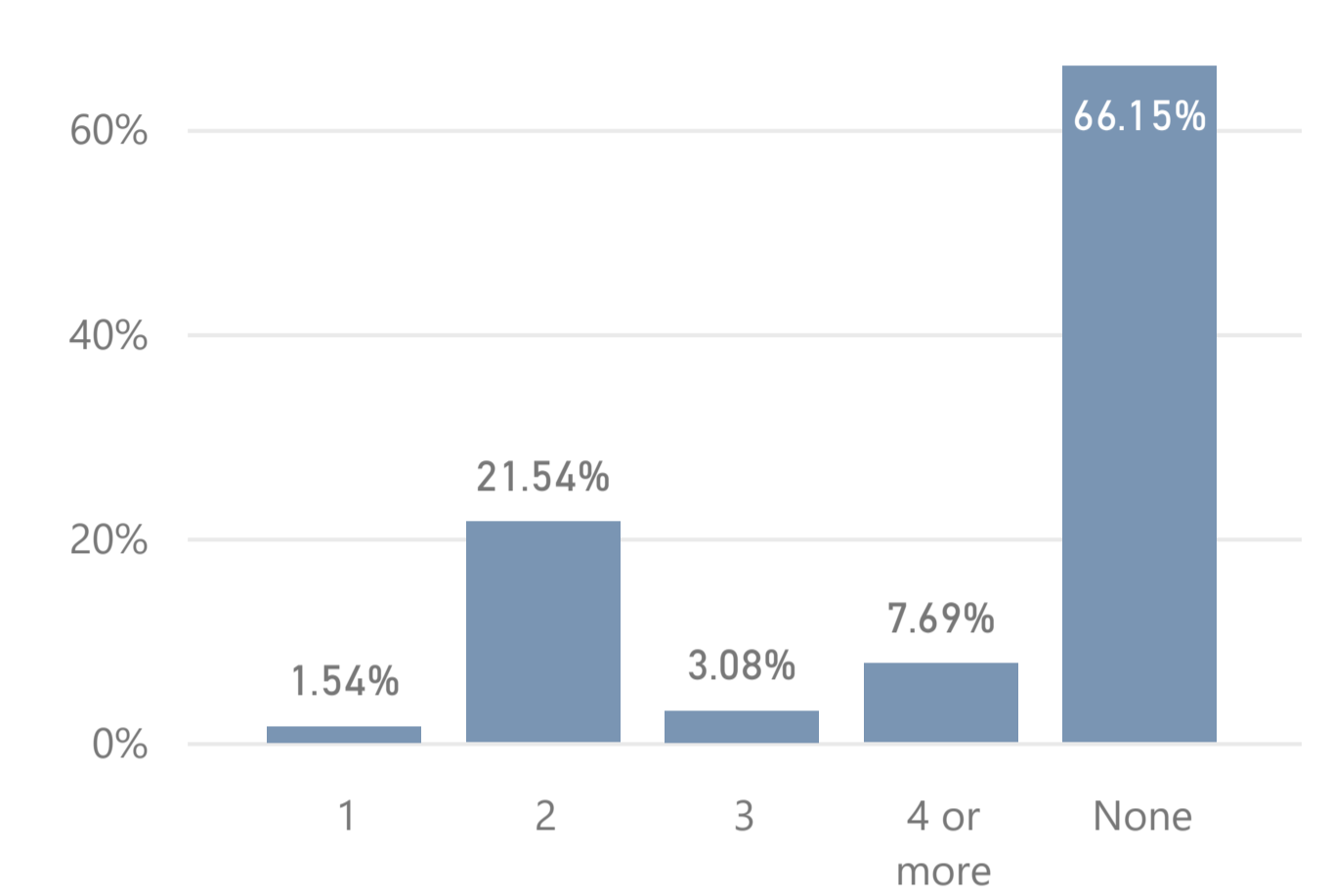
### While pursuing this degree, did you:



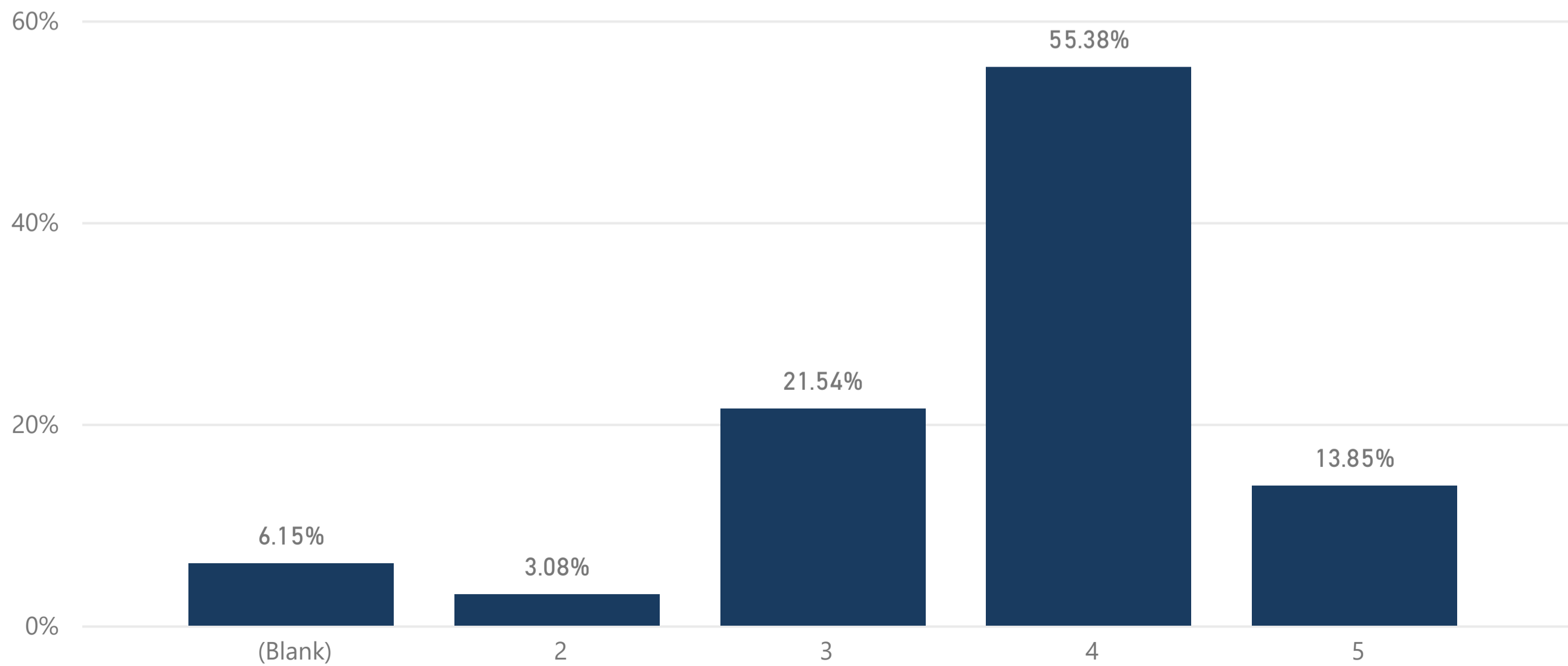
### Estimated cumulative GPA upon degree completion



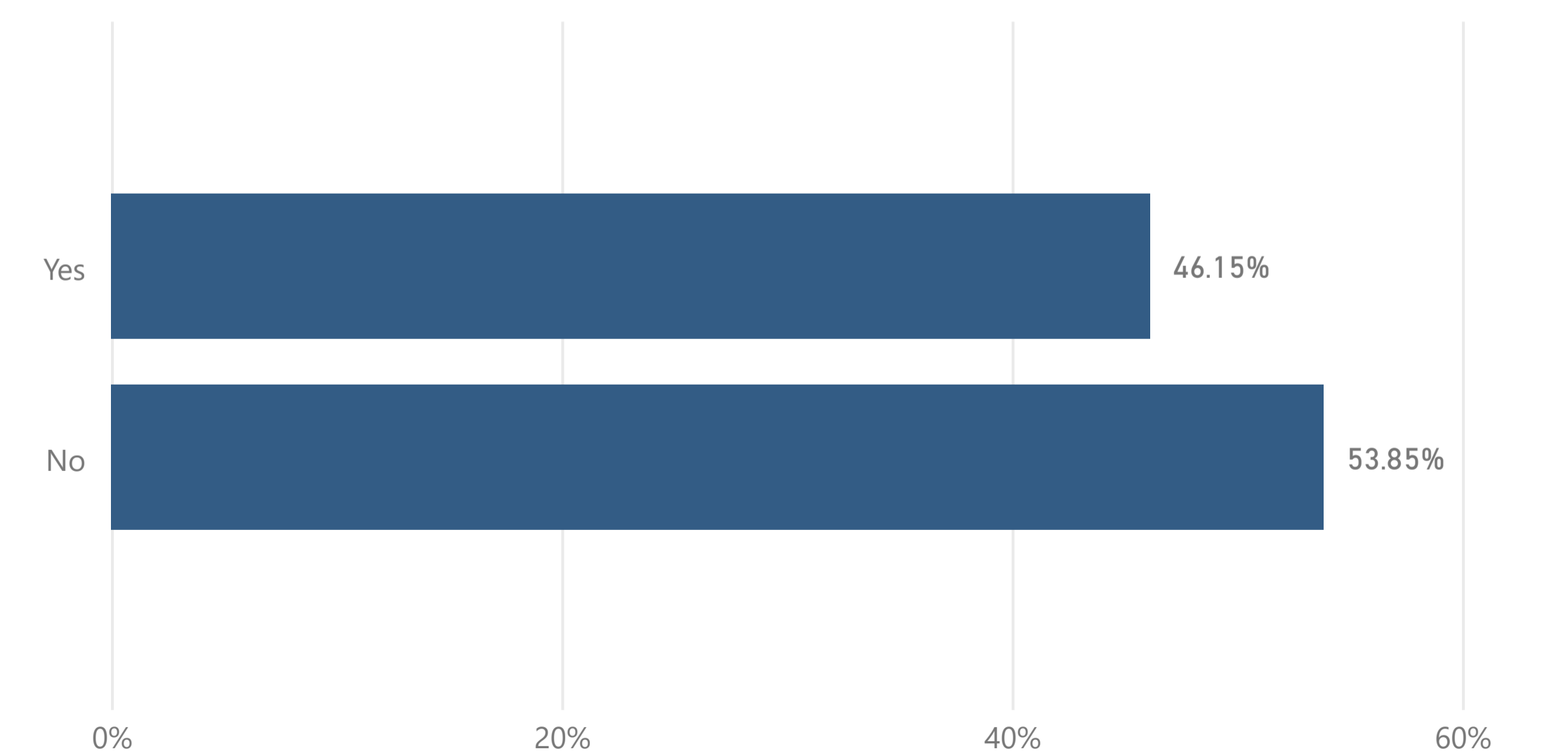
### # of semesters lived in an MTSU residence hall



### # of years in attendance at MTSU



### First-generation graduate?



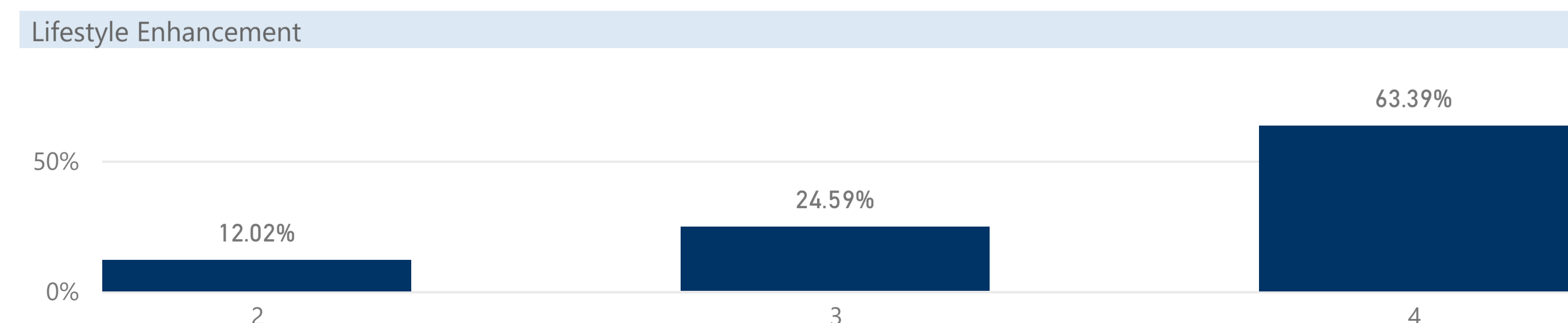
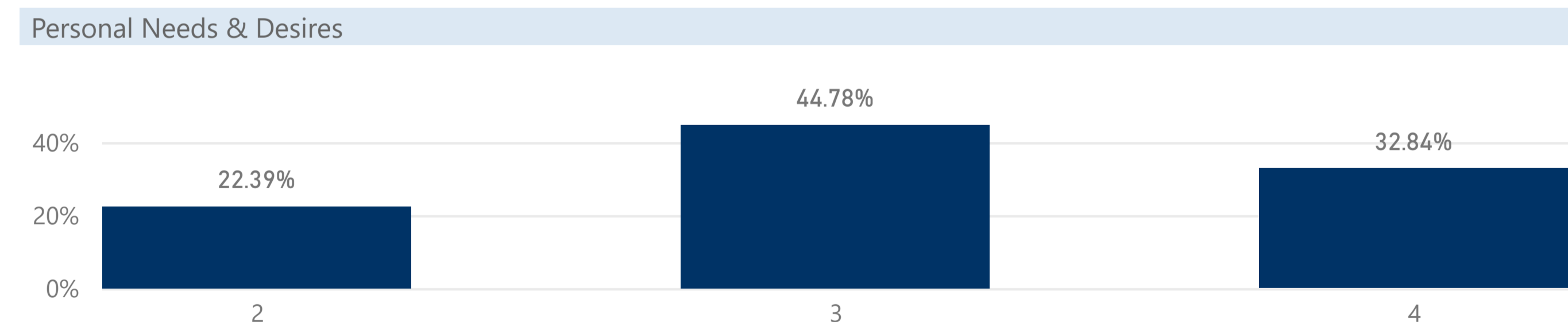
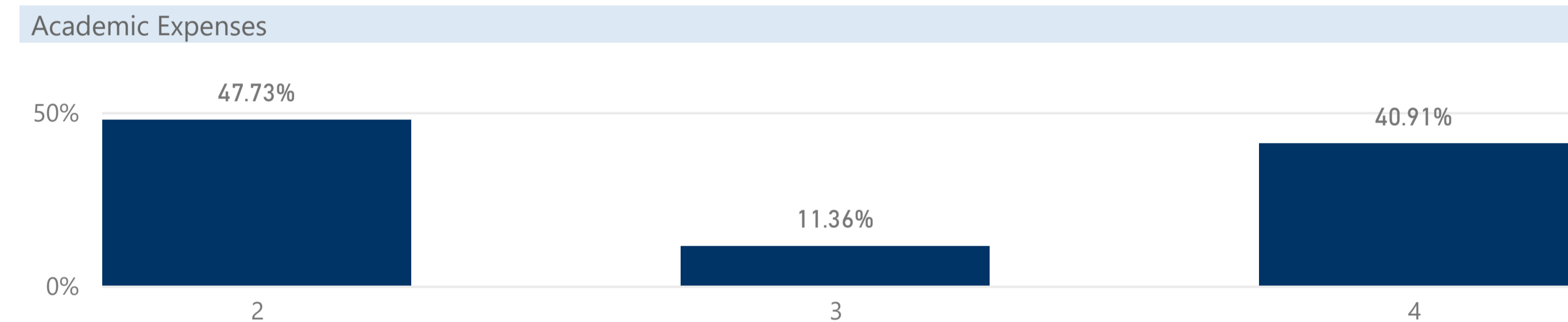
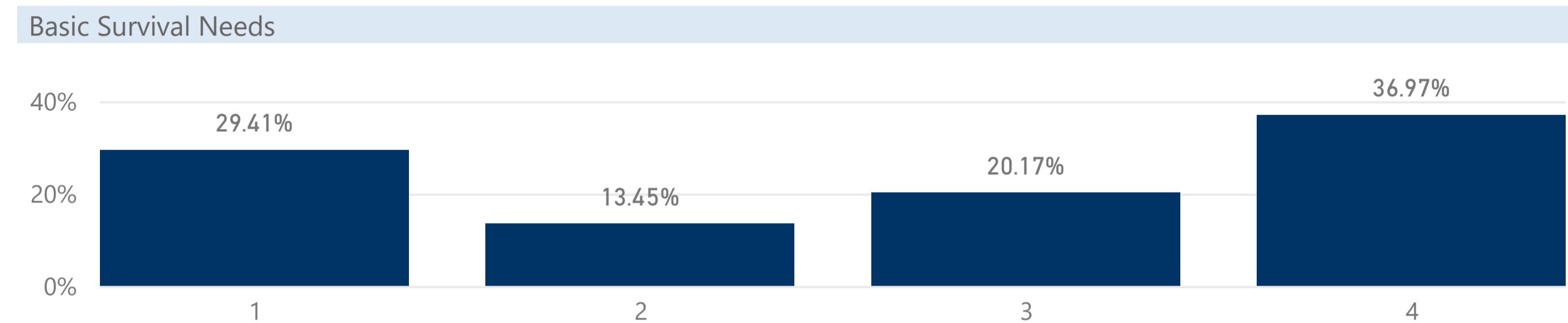
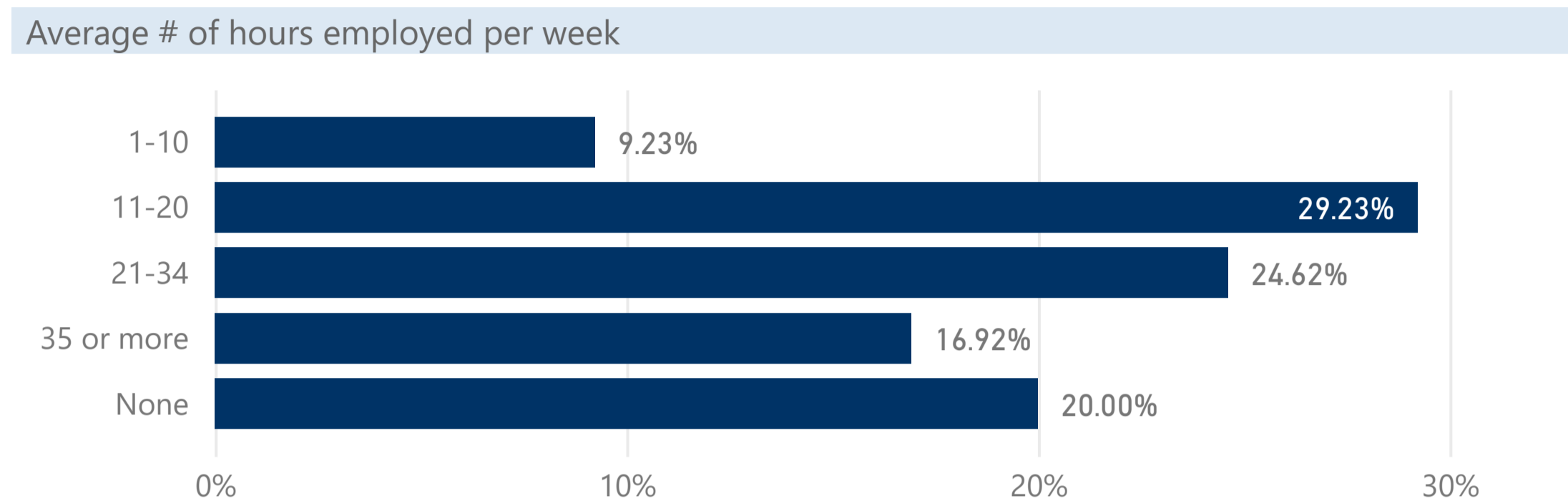


# Graduating Senior Survey

[Data Definitions](#) | [About the Data](#)

Academic Year	College	Major	Gender	Race	Age	Citizenship
2020-2021	All	Nursing	All	All	All	All

If you worked during the academic year while at MTSU, what was your primary reason for working?



### What are your immediate employment plans?

	Count	Percent
I don't know yet.	1	1.54%
I am still seeking employment.	48	73.85%
I am continuing in my current position.	1	1.54%
I have accepted a job.	15	23.08%

### Relation of new job to area of study at MTSU.

	Count	Percent
Directly related	60	92.31%
Somewhat related	1	1.54%
Not applicable (Currently do not have nor will be starting new job.)	4	6.15%

### If continuing your education, what is the highest degree you plan to earn?

	Count	Percent
Master's degree	28	43.08%
Specialist degree (e.g., Ed.S.)	1	1.54%
Professional degree (e.g., medicine, law, theology)	4	6.15%
Doctoral degree (e.g., Ph.D., Ed.D.)	21	32.31%
Not applicable (Not continuing my education.)	11	16.92%



# Graduating Senior Survey

[Data Definitions](#) | [About the Data](#)

Academic Year	College	Major	Gender	Race	Age	Citizenship
2020-2021	All	Nursing	All	All	All	All

To what extent do you think your experience at MTSU contributed to your knowledge, skills and personal development in the areas below?

Writing skills	Count	Percent
VERY MUCH	24	36.92%
SOMEWHAT	23	35.38%
VERY LITTLE	16	24.62%
NOT AT ALL	2	3.08%

Develop tolerance for divergent views	Count	Percent
VERY MUCH	24	36.92%
SOMEWHAT	28	43.08%
VERY LITTLE	9	13.85%
NOT AT ALL	4	6.15%

Understanding the natural universe	Count	Percent
VERY MUCH	19	29.23%
SOMEWHAT	16	24.62%
VERY LITTLE	18	27.69%
NOT AT ALL	12	18.46%

Ability to function as part of a team	Count	Percent
VERY MUCH	43	66.15%
SOMEWHAT	17	26.15%
VERY LITTLE	5	7.69%

Speaking skills	Count	Percent
VERY MUCH	30	46.15%
SOMEWHAT	21	32.31%
VERY LITTLE	12	18.46%
NOT AT ALL	2	3.08%

Understanding diverse cultures	Count	Percent
VERY MUCH	34	52.31%
SOMEWHAT	20	30.77%
VERY LITTLE	7	10.77%
NOT AT ALL	4	6.15%

Understanding issues facing the world	Count	Percent
VERY MUCH	23	35.38%
SOMEWHAT	24	36.92%
VERY LITTLE	13	20.00%
NOT AT ALL	5	7.69%

Ability to plan/work independently	Count	Percent
VERY MUCH	40	61.54%
SOMEWHAT	20	30.77%
VERY LITTLE	5	7.69%

Using mathematical concepts	Count	Percent
VERY MUCH	20	30.77%
SOMEWHAT	27	41.54%
VERY LITTLE	14	21.54%
NOT AT ALL	4	6.15%

Recognize/act upon ethical principles	Count	Percent
VERY MUCH	30	46.15%
SOMEWHAT	23	35.38%
VERY LITTLE	10	15.38%
NOT AT ALL	2	3.08%

Understand present related to history	Count	Percent
VERY MUCH	18	27.69%
SOMEWHAT	26	40.00%
VERY LITTLE	16	24.62%
NOT AT ALL	5	7.69%

Valuing learning as a lifelong process	Count	Percent
VERY MUCH	38	58.46%
SOMEWHAT	24	36.92%
VERY LITTLE	3	4.62%

Applying scientific methods of inquiry	Count	Percent
VERY MUCH	37	56.92%
SOMEWHAT	22	33.85%
VERY LITTLE	5	7.69%
NOT AT ALL	1	1.54%

Exercising public responsibility	Count	Percent
VERY MUCH	30	46.15%
SOMEWHAT	27	41.54%
VERY LITTLE	7	10.77%
NOT AT ALL	1	1.54%

Understand influence of science/tech	Count	Percent
VERY MUCH	29	44.62%
SOMEWHAT	28	43.08%
VERY LITTLE	8	12.31%

Commitment to personal health/fitness	Count	Percent
VERY MUCH	26	40.00%
SOMEWHAT	30	46.15%
VERY LITTLE	6	9.23%
NOT AT ALL	3	4.62%

Enhancing analytical skills	Count	Percent
VERY MUCH	44	67.69%
SOMEWHAT	19	29.23%
VERY LITTLE	2	3.08%

Appreciating racial & sexual equality	Count	Percent
VERY MUCH	28	43.08%
SOMEWHAT	25	38.46%
VERY LITTLE	8	12.31%
NOT AT ALL	4	6.15%

Ability to critically analyze ideas/info	Count	Percent
VERY MUCH	46	70.77%
SOMEWHAT	17	26.15%
VERY LITTLE	2	3.08%

Developing computer skills	Count	Percent
VERY MUCH	15	23.08%
SOMEWHAT	23	35.38%
VERY LITTLE	24	36.92%
NOT AT ALL	3	4.62%

Advancing appreciation of the arts	Count	Percent
VERY MUCH	16	24.62%
SOMEWHAT	19	29.23%
VERY LITTLE	22	33.85%
NOT AT ALL	8	12.31%

Ability to lead or guide others	Count	Percent
VERY MUCH	35	53.85%
SOMEWHAT	23	35.38%
VERY LITTLE	7	10.77%



Academic Year	College	Major	Gender	Race	Age	Citizenship
2020-2021	All	Nursing	All	All	All	All

To what extent do you agree with the following statements regarding the Walker Library:

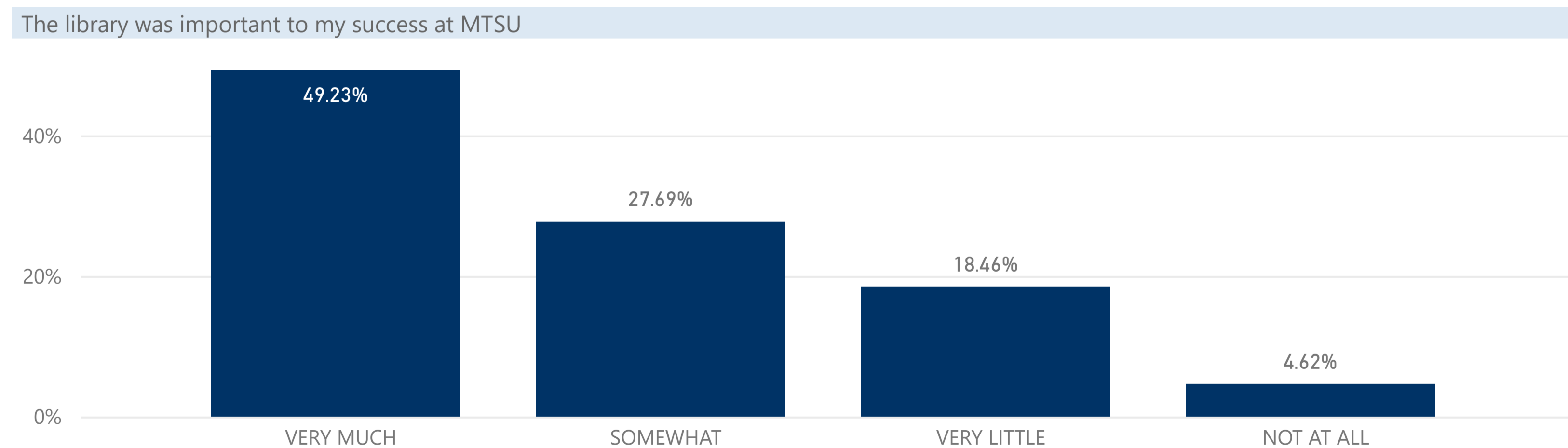
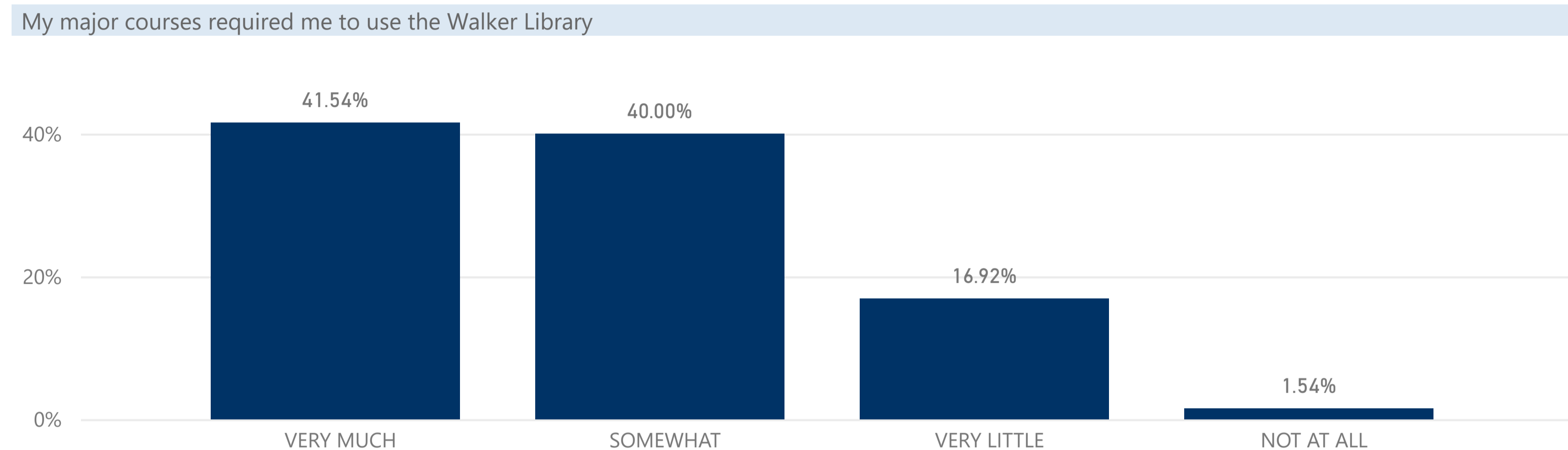
My major courses required me to use the Walker Library	Count	Percent
VERY MUCH	27	41.54%
SOMEWHAT	26	40.00%
VERY LITTLE	11	16.92%
NOT AT ALL	1	1.54%

I received knowledgeable, helpful assistance	Count	Percent
VERY MUCH	33	50.77%
SOMEWHAT	21	32.31%
VERY LITTLE	7	10.77%
NOT AT ALL	4	6.15%

I could usually find what I was looking for in Library	Count	Percent
VERY MUCH	38	58.46%
SOMEWHAT	18	27.69%
VERY LITTLE	7	10.77%
NOT AT ALL	2	3.08%

I received the Library training that I needed	Count	Percent
VERY MUCH	36	55.38%
SOMEWHAT	16	24.62%
VERY LITTLE	7	10.77%
NOT AT ALL	6	9.23%

The library was important to my success at MTSU	Count	Percent
VERY MUCH	32	49.23%
SOMEWHAT	18	27.69%
VERY LITTLE	12	18.46%
NOT AT ALL	3	4.62%





# Graduating Senior Survey

[Data Definitions](#) | [About the Data](#)

Academic Year	College	Major	Gender	Race	Age	Citizenship
2020-2021	All	Nursing	All	All	All	All

Indicate your level of satisfaction with each of the following services:

Admissions publications	Count	Percent
VERY SATISFIED	23	35.38%
SATISFIED	35	53.85%
DISSATISFIED	2	3.08%
VERY DISSATISFIED	1	1.54%
DID NOT USE	4	6.15%

Student activities	Count	Percent
VERY SATISFIED	17	26.15%
SATISFIED	24	36.92%
DISSATISFIED	3	4.62%
VERY DISSATISFIED	1	1.54%
DID NOT USE	20	30.77%

Financial Aid services	Count	Percent
VERY SATISFIED	20	30.77%
SATISFIED	36	55.38%
DISSATISFIED	3	4.62%
VERY DISSATISFIED	2	3.08%
DID NOT USE	4	6.15%

Library services	Count	Percent
VERY SATISFIED	27	41.54%
SATISFIED	32	49.23%
DISSATISFIED	5	7.69%
DID NOT USE	1	1.54%

Campus security	Count	Percent
VERY SATISFIED	15	23.08%
SATISFIED	26	40.00%
DISSATISFIED	3	4.62%
VERY DISSATISFIED	3	4.62%
DID NOT USE	18	27.69%

Registration process	Count	Percent
VERY SATISFIED	26	40.00%
SATISFIED	38	58.46%
DISSATISFIED	1	1.54%

Residence halls	Count	Percent
VERY SATISFIED	4	6.15%
SATISFIED	15	23.08%
DISSATISFIED	3	4.62%
VERY DISSATISFIED	4	6.15%
DID NOT USE	39	60.00%

Career Development Center	Count	Percent
VERY SATISFIED	9	13.85%
SATISFIED	11	16.92%
DISSATISFIED	2	3.08%
VERY DISSATISFIED	1	1.54%
DID NOT USE	42	64.62%

Computer Lab/Center services	Count	Percent
VERY SATISFIED	29	44.62%
SATISFIED	31	47.69%
DISSATISFIED	1	1.54%
DID NOT USE	4	6.15%

Counseling & Testing Services	Count	Percent
VERY SATISFIED	21	32.31%
SATISFIED	37	56.92%
DISSATISFIED	1	1.54%
DID NOT USE	6	9.23%

Business office/cashier	Count	Percent
VERY SATISFIED	23	35.38%
SATISFIED	27	41.54%
DISSATISFIED	3	4.62%
DID NOT USE	12	18.46%

Campus Recreation Center	Count	Percent
VERY SATISFIED	29	44.62%
SATISFIED	20	30.77%
DISSATISFIED	1	1.54%
DID NOT USE	15	23.08%

Food services on campus	Count	Percent
VERY SATISFIED	14	21.54%
SATISFIED	40	61.54%
DISSATISFIED	4	6.15%
VERY DISSATISFIED	3	4.62%
DID NOT USE	4	6.15%

Bookstore services/products	Count	Percent
VERY SATISFIED	23	35.38%
SATISFIED	35	53.85%
DISSATISFIED	4	6.15%
DID NOT USE	3	4.62%

Disabled Student Services	Count	Percent
VERY SATISFIED	4	6.15%
SATISFIED	4	6.15%
DISSATISFIED	2	3.08%
DID NOT USE	55	84.62%

Multicultural Affairs services	Count	Percent
VERY SATISFIED	8	12.31%
SATISFIED	14	21.54%
DISSATISFIED	1	1.54%
DID NOT USE	42	64.62%

Opportunity to join clubs/orgs	Count	Percent
VERY SATISFIED	19	29.23%
SATISFIED	20	30.77%
DID NOT USE	26	40.00%

Student Health services	Count	Percent
VERY SATISFIED	28	43.08%
SATISFIED	25	38.46%
DISSATISFIED	1	1.54%
DID NOT USE	11	16.92%

Campus parking	Count	Percent
VERY SATISFIED	8	12.31%
SATISFIED	19	29.23%
DISSATISFIED	26	40.00%
VERY DISSATISFIED	10	15.38%
DID NOT USE	2	3.08%

International Programs	Count	Percent
VERY SATISFIED	5	7.69%
SATISFIED	7	10.77%
DID NOT USE	53	81.54%

June Anderson Center	Count	Percent
VERY SATISFIED	5	7.69%
SATISFIED	6	9.23%
DISSATISFIED	1	1.54%
DID NOT USE	53	81.54%



# Graduating Senior Survey

[Data Definitions](#) | [About the Data](#)

Academic Year	College	Major	Gender	Race	Age	Citizenship
2020-2021	All	Nursing	All	All	All	All

I have significantly improved my skills and abilities with respect to:

Connecting relevant experience & knowledge	Count	Percent
Strongly Agree	22	33.85%
Agree	26	40.00%
Somewhat Agree	6	9.23%
Neither Agree or Disagree	4	6.15%
Somewhat Disagree	1	1.54%
Strongly Disagree	6	9.23%

Making connections across disciplines	Count	Percent
Strongly Agree	20	30.77%
Agree	25	38.46%
Somewhat Agree	7	10.77%
Neither Agree or Disagree	6	9.23%
Somewhat Disagree	1	1.54%
Strongly Disagree	6	9.23%

Adapting & applying skills, abilities, theories, or method	Count	Percent
Strongly Agree	24	37.50%
Agree	21	32.81%
Somewhat Agree	7	10.94%
Neither Agree or Disagree	3	4.69%
Somewhat Disagree	2	3.13%
Disagree	1	1.56%
Strongly Disagree	6	9.38%

Choosing/using best form of communication for assignment	Count	Percent
Strongly Agree	20	30.77%
Agree	27	41.54%
Somewhat Agree	8	12.31%
Neither Agree or Disagree	4	6.15%
Disagree	1	1.54%
Strongly Disagree	5	7.69%

Reflection/self assessment/Plans that build on past experiences	Count	Percent
Strongly Agree	24	36.92%
Agree	27	41.54%
Somewhat Agree	4	6.15%
Neither Agree or Disagree	2	3.08%
Somewhat Disagree	2	3.08%
Disagree	1	1.54%
Strongly Disagree	5	7.69%

Critical thinking	Count	Percent
Strongly Agree	34	52.31%
Agree	18	27.69%
Somewhat Agree	3	4.62%
Neither Agree or Disagree	2	3.08%
Somewhat Disagree	1	1.54%
Disagree	2	3.08%
Strongly Disagree	5	7.69%

Seeing things from multiple perspectives	Count	Percent
Strongly Agree	26	40.00%
Agree	22	33.85%
Somewhat Agree	6	9.23%
Neither Agree or Disagree	2	3.08%
Somewhat Disagree	2	3.08%
Strongly Disagree	7	10.77%

Communicating effectively	Count	Percent
Strongly Agree	29	44.62%
Agree	20	30.77%
Somewhat Agree	6	9.23%
Neither Agree or Disagree	3	4.62%
Disagree	2	3.08%
Strongly Disagree	5	7.69%

Personal development	Count	Percent
Strongly Agree	28	43.75%
Agree	22	34.38%
Somewhat Agree	4	6.25%
Neither Agree or Disagree	3	4.69%
Somewhat Disagree	1	1.56%
Strongly Disagree	6	9.38%

Professional development	Count	Percent
Strongly Agree	32	49.23%
Agree	20	30.77%
Somewhat Agree	3	4.62%
Neither Agree or Disagree	3	4.62%
Disagree	1	1.54%
Strongly Disagree	6	9.23%



# Graduating Senior Survey

[Data Definitions](#) | [About the Data](#)

Academic Year	College	Major	Gender	Race	Age	Citizenship
2020-2021	All	Nursing	All	All	All	All

As it relates to your major, rate the quality of each item:

Content of courses in the major	Count	Percent
EXCELLENT	31	47.69%
GOOD	28	43.08%
FAIR	6	9.23%

Opportunities for formal student evaluation of instruction	Count	Percent
EXCELLENT	31	47.69%
GOOD	23	35.38%
FAIR	10	15.38%
POOR	1	1.54%

Availability of the professor who was your major advisor	Count	Percent
EXCELLENT	17	26.15%
GOOD	22	33.85%
FAIR	4	6.15%
NOT APPLICABLE	22	33.85%

Availability of courses in the major	Count	Percent
EXCELLENT	30	46.15%
GOOD	25	38.46%
FAIR	7	10.77%
NOT APPLICABLE	3	4.62%

Academic advising by the professor who was your major advisor	Count	Percent
EXCELLENT	20	30.77%
GOOD	22	33.85%
FAIR	8	12.31%
POOR	2	3.08%
NOT APPLICABLE	13	20.00%

Availability of the non-faculty who was your major advisor	Count	Percent
EXCELLENT	20	30.77%
GOOD	20	30.77%
FAIR	9	13.85%
POOR	4	6.15%
NOT APPLICABLE	12	18.46%

Diversity of courses in the major	Count	Percent
EXCELLENT	23	35.38%
GOOD	25	38.46%
FAIR	12	18.46%
POOR	4	6.15%
NOT APPLICABLE	1	1.54%

Academic advising by non-faculty who was your major advisor	Count	Percent
EXCELLENT	16	24.62%
GOOD	26	40.00%
FAIR	8	12.31%
POOR	7	10.77%
NOT APPLICABLE	8	12.31%

Willingness to help by professor who was your major advisor	Count	Percent
EXCELLENT	18	27.69%
GOOD	22	33.85%
FAIR	5	7.69%
NOT APPLICABLE	20	30.77%

Quality of instruction in the major	Count	Percent
EXCELLENT	22	33.85%
GOOD	27	41.54%
FAIR	12	18.46%
POOR	4	6.15%

Availability of professors to help students outside of class	Count	Percent
EXCELLENT	30	46.15%
GOOD	27	41.54%
FAIR	7	10.77%
POOR	1	1.54%

Willingness to help by non-faculty who was your major advisor	Count	Percent
EXCELLENT	24	36.92%
GOOD	19	29.23%
FAIR	10	15.38%
POOR	2	3.08%
NOT APPLICABLE	10	15.38%



Academic Year	College	Major	Gender	Race	Age	Citizenship
2020-2021	All	Nursing	All	All	All	All

As it relates to your major, rate the quality of each item:

Adequacy of computer resources	Count	Percent
EXCELLENT	30	46.15%
GOOD	24	36.92%
FAIR	9	13.85%
POOR	2	3.08%

Practicum/internships/co-op experience	Count	Percent
EXCELLENT	38	58.46%
GOOD	19	29.23%
FAIR	4	6.15%
POOR	2	3.08%
NOT APPLICABLE	2	3.08%

Experiential (hands-on) learning	Count	Percent
EXCELLENT	44	67.69%
GOOD	13	20.00%
FAIR	7	10.77%
POOR	1	1.54%

Adequacy of classroom facilities and equipment	Count	Percent
EXCELLENT	29	44.62%
GOOD	22	33.85%
FAIR	10	15.38%
POOR	4	6.15%

Quality of courses in preparing you for employment	Count	Percent
EXCELLENT	32	49.23%
GOOD	22	33.85%
FAIR	6	9.23%
POOR	5	7.69%

Your efforts in seeking academic advising each semester	Count	Percent
EXCELLENT	25	38.46%
GOOD	21	32.31%
FAIR	14	21.54%
POOR	3	4.62%
NOT APPLICABLE	2	3.08%

Adequacy of laboratory facilities and equipment	Count	Percent
EXCELLENT	28	43.08%
GOOD	26	40.00%
FAIR	7	10.77%
POOR	4	6.15%

Opportunities to express ideas in writing in the major	Count	Percent
EXCELLENT	22	33.85%
GOOD	27	41.54%
FAIR	8	12.31%
POOR	3	4.62%
NOT APPLICABLE	5	7.69%

Currency of the curriculum in your major	Count	Percent
EXCELLENT	35	53.85%
GOOD	21	32.31%
FAIR	6	9.23%
POOR	2	3.08%
NOT APPLICABLE	1	1.54%

Opportunity to apply what was learned in the classroom	Count	Percent
EXCELLENT	37	56.92%
GOOD	18	27.69%
FAIR	7	10.77%
POOR	3	4.62%

Understanding how to research a topic or idea	Count	Percent
EXCELLENT	25	38.46%
GOOD	27	41.54%
FAIR	11	16.92%
POOR	2	3.08%

Depth of the curriculum in your major	Count	Percent
EXCELLENT	37	56.92%
GOOD	21	32.31%
FAIR	5	7.69%
POOR	1	1.54%
NOT APPLICABLE	1	1.54%